

Инструкция

VF, VFS, VRB, VRG



VF 2



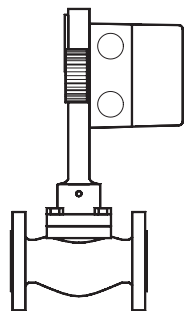
VF 3



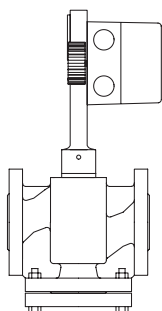
VFS 2



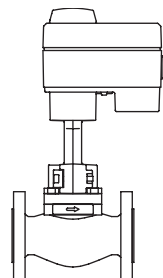
VRB, VRG



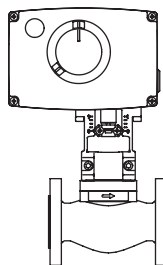
AMV 323
VF 2/3, VFS 2 $D_y = 15 - 50$ mm
VRB, VRG $D_y = 15 - 50$ mm



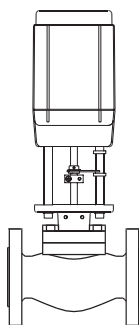
AMV 423, AMV 523
VF 2/3, VFS 2 $D_y = 15 - 100$ mm
VRB, VRG $D_y = 15 - 50$ mm



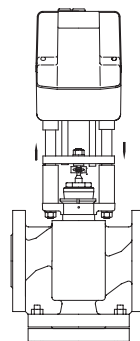
AMV(E) 15 / 16*
VF 2/3, VFS 2 $D_y = 15 - 50$ (32*) mm
VRB, VRG $D_y = 15 - 50$ (32*) mm



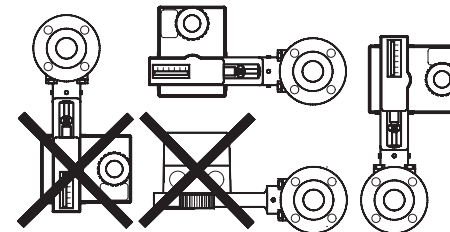
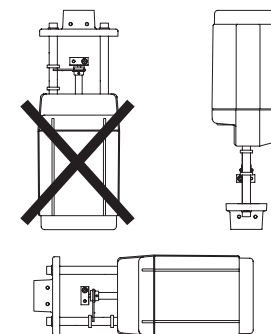
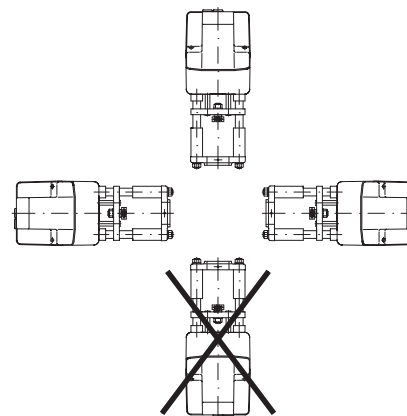
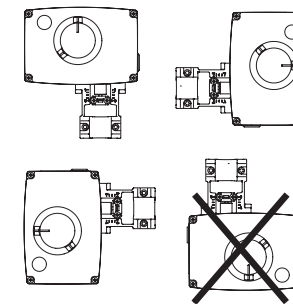
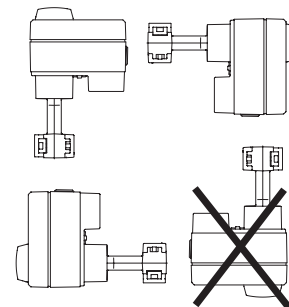
AMV(E) 25, 35
VF 2/3, VFS 2 $D_y = 15 - 100$ mm
VRB, VRG $D_y = 15 - 50$ mm



AMV(E) 55 / 56
VF 2/3 $D_y = 65 - 150$ mm
VFS 2 $D_y = 65 - 100$ mm

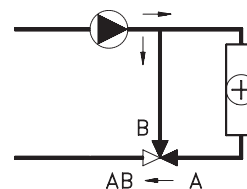
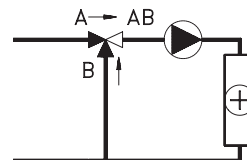
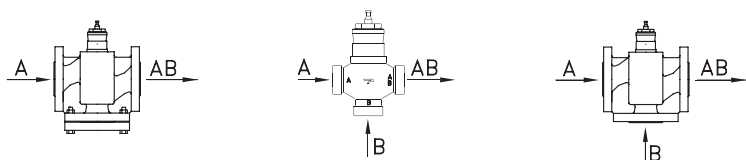
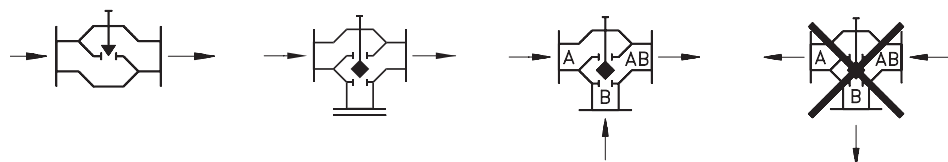


AMV(E) 85 / 86
VF 2/3 $D_y = 125 - 150$ mm
VFS 2 $D_y = 65 - 100$ mm

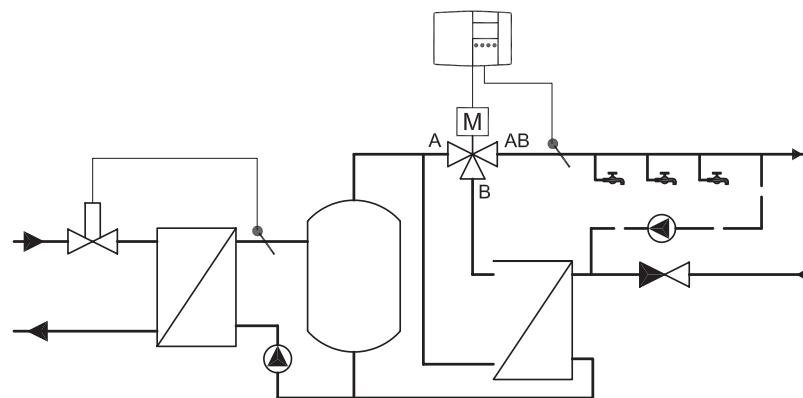


Инструкция

VF, VFS, VRB, VRG



Область применения только VRB 3



Примечание:

VRB 3 имеет сертификат DVGW.

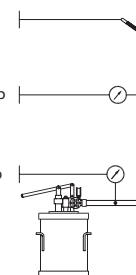
Может быть использован только как трехходового смесительный клапан.

VRB / VRG 3

Макс. t = 120°C
Мин. t = 0°C

Макс. P = 16 бар

Макс. P = 25 бар

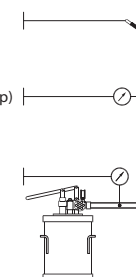


VF2 / VF3

Макс. t = 130°C(200°C)
Мин. t = 0°C

Макс. P = 16 бар (13 бар)

Макс. P = 25 бар



VFS 2

Макс. t = 120°C(200°C)
Мин. t = 0°C

Макс. P = 25 бар (20 бар)

Макс. P = 40 бар

